


# PSG INSTITUTE OF MEDICAL SCIENCES AND RESEARCH

## III MBBS PART I TIME TABLE


### Theory - Time Table

| MONTH   | ENT   | OPHTHAL   | COMM.MEDI   | FM  |
|---------|---|---|---|---|
| OCTOBER | Introduction & common diseases in ENT - <b>EN 1.2</b><br>Otalgia <b>EN 4.1</b><br>Diseases of ext ear <b>EN 4.2</b><br>ASOM <b>EN 4.3</b> | Physiology of vision, Refractive errors, refractive error correction in a patient with headache ( <b>OP1.1, OP1.2, OP9.3</b> )<br>Refractive surgery ( <b>OP1.4</b> )<br>Strabismus, amblyopia, indications for referral ( <b>OP1.5, OP9.2</b> )<br>Lids - Infections, other abnormalities ( <b>OP2.1, OP3.7, OP4.7</b> ) | Environmental Health Problems (6) ( <b>CM3.1,3.4,3.5,3.6</b> )<br>Mental Health(1) ( <b>CM 15.1,15.2,15.3</b> )<br>Disaster management(1) ( <b>CM 13.1,13.2,13.3,13.4</b> )<br><br><b>Practicals</b><br>Basic statistics and its applications (4) ( <b>CM6.1,6.2,6.3,6.4, 7.6</b> ) | Introduction - History. <b>FM 1.1/1.2</b><br>Legal Procedures - Courts in India - Court Procedures - Dying Declaration & Dying Deposition. <b>FM 1.3/1.4/1.5/1.6/1.7</b><br>Medical Law & Ethics - Code of Conduct - Etiquette - MCI <b>FM 4.1/4.2/4.3</b><br>Medical Law & Ethics - Privileges of Medical Practitioner - Infamous Conduct - Warning Notice- Penal Erasure. <b>FM 4.5/4.6</b><br>Death and its causes <b>FM 1.10/1.11/2.6/2.7/2.1/2.2/2.3/ 2.4/2.5</b><br>ML Issues - Domestic violence , NHRC & Doctors - Communication between Doctors, Public & Media <b>FM 4.9/4.10</b><br>Legal Procedures - <b>(SEMINAR/SGT). FM 1.3/1.4/1.5/1.6/1.7/2.29/14.22</b> |

  
**DR. S. RAMALINGAM, M.D.,**  
 Dean  
 PSG Institute of Medical  
 Sciences & Research/PSG Hospitals  
 Coimbatore - 641 004.


## PSG INSTITUTE OF MEDICAL SCIENCES AND RESEARCH III MBBS PART I TIME TABLE

|                 |  |  |  |   |
|-----------------|--|--|--|---|
|                 |  |  |  | Describe and discuss euthanasia, THOA, WC Act, ESI act, Ethics in HIV <b>(SEMINAR/SGT) FM 4.11/4.7/4.8</b><br>Social Aspects of ML cases – Challenges in MLC – Handling Pressure <b>(SEMINAR/SGT) FM 4.13/4.14/4.15</b>   |
| Integrati<br>on | Anatomy of external and inner ear<br><b>EN1.1</b> (Anatomy)  |  | Tobacco Control <b>(CM8.2,8.3)</b><br>Psychiatry &<br>Respiratory Medicine   |   |
| NOVEMB<br>ER    | OME <b>EN 4.5</b><br>CSOM-TTD <b>EN 4.7</b><br>CSOM-AAD <b>EN 4.8</b><br>HEARING LOSS <b>EN 4.12</b> | Ptosis, entropion <b>(OP2.1)</b><br>Cellulitis, Cavernous sinus thrombosis <b>(OP2.1,2.4, OP2.5)</b><br>Proptosis, orbital tumors <b>(OP2.6, OP2.1, OP2.7, OP2.8)</b><br>Dacryocystitis <b>(OP2.1)</b> | Nutrition(8) <b>(CM5.1, .2,5.3,5.5,5.6,5.7,5.8)</b><br><br><b>Practicals</b><br>Spotters –<br>Nutrition (3) <b>(CM 5.1, 5.3)</b><br>Entomology(1) <b>(CM3.6,3.7)</b> | Consent <b>FM 4.19</b><br>Therapeutic Privilege –<br>Professional Secrecy – Malingering – Therapeutic Misadventure. <b>FM 4.20</b><br>Rights - Privileges – Duties of a Doctor. <b>FM 4.24</b><br>Mechanical Injuries – <b>FM 3.3, FM 3.5</b><br>Healing of Injury & Fracture with ML Importance. <b>FM 3.6/3.7</b><br>Firearm Injuries – Define, Describe, Classify. <b>FM 3.9</b><br>Medical Negligence –Malfeasance & Beneficence - Vicarious Liability, |


  
**Dr. S. RAMALINGAM, M.D.,**  
 Dean  
 PSG Institute of Medical  
 Sciences & Research/PSG Hospitals  
 Coimbatore - 641 004.

**PSG INSTITUTE OF MEDICAL SCIENCES AND RESEARCH  
III MBBS PART I TIME TABLE**

|              |  |   |  |  |
|--------------|--|---|--|--|
|              |  |   |  | <p>Products Liability, resipsaloquitor - Prevention and Defenses <b>(SEMINAR/SGT). FM 4.17/4.18/4.21</b></p> <p>Describe - Discuss - Types of Weapons &amp; Correlation with the Wound - Prepare a ML Report. <b>(SEMINAR/SGT). FM 3.8/14.10/14.11/14.12</b></p> <p>Certification of Wounds, AR, Police Intimation. <b>FM 1.9/14.1</b></p>             |
| Integrati on | Occupational health and hearing loss <b>(EN4.14)</b><br>Community Medicine                                   |   | PEM( <b>CM5.3</b> )<br>Paediatrics   | Road Traffic Accident<br>Surgery   |
| DECEMBER     | Otosclerosis <b>EN 4.13</b><br>Sudden SN loss, NIHL <b>EN 4.14,4.15</b><br>Facial nerve palsy <b>EN 4.18</b> | Conjunctivitis <b>(OP3.3)</b><br>Trachoma, Vernal catarrh <b>(OP3.4, OP3.5)</b><br>Pterygium <b>(OP3.6)</b> | Reproductive maternal and child health(7) <b>(CM10.1,10.2,10.4,10.5, 10.8,10.9)</b><br>Geriatric services(1) <b>(CM12.1,12.2,12.3,12.4)</b><br><br><b>Practicals</b><br>Spotters - Entomology(3) | Wound Ballistics - Blast Injuries - Interpretation - Evidences <b>FM 3.10</b><br>Regional Injuries - Define, Describe, Classify - Head and Neck Injuries <b>FM 3.11</b><br>Regional Injuries - Vehicular Injuries, Pedestrian Injuries, Crush Syndrome & Railway Spine <b>FM 3.12</b><br>Thermal Injuries - Define, Describe, Classify injuries due to |

  
**DR. S. RAMALINGAM, M.D.,**  
 Dean  
 PSG Institute of Medical  
 Sciences & Research/PSG Hospitals  
 Coimbatore - 641 004.

**PSG INSTITUTE OF MEDICAL SCIENCES AND RESEARCH  
III MBBS PART I TIME TABLE**

|  |  |  |  |   |
|--|--|--|--|---|
|  |  | <p align="center"> <br/> <b>Dr. S. RAMALINGAM, M.D.,</b><br/>                 Dean<br/>                 PSG Institute of Medical<br/>                 Sciences &amp; Research/PSG Hospitals<br/>                 Coimbatore - 641 004.             </p> | <p> <b>(CM3.6,3.7,3.8)</b><br/>                 Reproductive maternal<br/>                 and child health (1)<br/> <b>(CM 10.6,9.5)</b> </p> | <p>                 heat – Heat Stiffening <b>FM</b><br/> <b>2.24/2.25/2.8</b><br/>                 Thermal Injuries – Define,<br/>                 Describe &amp; Classify injuries due<br/>                 to cold – Starvation Deaths <b>FM</b><br/> <b>2.24/2.25/2.26</b><br/>                 Identification – Corpus Delicti,<br/>                 Identity of a living person -<br/>                 Anthropometry – Teeth –<br/>                 Poroscopy – Cheiloscopy. <b>FM</b><br/> <b>3.1/3.2</b><br/>                 Identification – Anthropometry –<br/>                 Dactylography – Tattoo –<br/>                 Superimposition <b>FM 3.1/3.2</b><br/> <b>SGT - Certification of Wounds</b><br/> <b>FM 1.9</b><br/>                 Describe – Discuss – Types of<br/>                 Weapons &amp; Correlation with the<br/>                 Wound <b>FM 3.8/</b><br/> <b>14.10/14.11/14.12</b><br/>                 Weapon Correlation and<br/>                 Photographs. <b>(SEMINAR/SGT).</b><br/> <b>FM 14.12</b><br/>                 Estimation of Age based on<br/>                 Physical &amp; Dental Exam –<br/>                 Certification of Age. <b>(SGT) FM</b><br/> <b>1.9/14.4</b><br/>                 Estimation of Age based on             </p> |
|--|--|--|--|---|

## PSG INSTITUTE OF MEDICAL SCIENCES AND RESEARCH


### III MBBS PART I TIME TABLE

|                 |   |  |   |   |
|-----------------|---|--|---|---|
|                 |   |  |   | Radiological Examination-<br>Certification of Age. <b>(SGT) FM 1.9</b>  |
| Integrati<br>on | Pathophysiology of<br>ENT diseases<br>(EN4.12) Pathology                                |  |   |   |
| JANUAR<br>Y     | Vertigo <b>EN 4.19</b><br>Menieres disease<br><b>EN 4.20</b><br>Tinnitus <b>EN 4.21</b> | Corneal ulceration<br><b>(OP4.1)</b><br>Infective keratitis<br><b>(OP4.2)</b><br>Dry eye, Corneal<br>edema <b>(OP4.4,</b><br><b>OP4.3)</b> | Occupational Health<br>(6)<br><b>(CM11.1,11.2,11.3,</b><br><b>11.4,11.5)</b><br>Epidemiology(2)<br><b>(CM7.1,7.4,)</b><br><br><b>Practicals</b><br>Spotters -<br>Reproductive maternal<br>and child health (3)<br><b>(CM 10.4,10.5)</b><br>Occupational health<br>(1) <b>(CM11.3)</b> | Specimen/Tissues to be collected<br>in Living & Dead. <b>FM 6.1/6.2/<br/>6.3/7.1</b><br>DNA Fingerprinting - Locard's<br>Principle. <b>FM 6.1/6.2/ 6.3/7.1</b><br>Describe & Discuss - Early & Late<br>PM Changes. <b>FM 2.8/2.9.</b><br>Estimation of time since Death.<br><b>FM 2.10</b><br>Examination and Identification of<br>Human Skeletal Remains. <b>(SGT)</b><br><b>FM 2.16/14.9</b><br>Describe & Discuss - Late PM<br>Changes. <b>(SEMINAR/SGT)</b><br>ML Autopsy - Autopsies in cases<br>of Negligence, Custody, Violation<br>of Human Rights - Procedures<br>With Video Demonstration. <b>FM</b><br><b>2.11/2.12/ 2.14/2.15/<br/>2.31/2.35</b><br>Anesthetic and Operative Deaths<br>- Crime scene investigation, |

Dr. S. RAMALINGAM, M.D.,  
Dean  
PSG Institute of Medical  
Sciences & Research/PSG Hospitals  
Coimbatore - 641 004.

## PSG INSTITUTE OF MEDICAL SCIENCES AND RESEARCH III MBBS PART I TIME TABLE

|                 |  |   |  |  |
|-----------------|--|---|--|--|
|                 |  |   |  | Collection, Preservation of Evidences – Hair/Fibre/Fluids, Forwarding of viscera. <b>(SGT) FM 2.18/2.19/14.6/14.7/14.8/8.5</b>   |
| Integrati<br>on | Stridor in children<br>(EN4.47)<br>Pediatrics  |   |  |  |
| FEBRU<br>ARY    | DNS and septoplasty<br><b>EN 4.23,4.24</b><br>Acute and chronic rhinitis <b>EN 4.29</b><br>Allergic rhinitis vasomotor rhinitis <b>EN 4.27 , EN 4.28</b><br>Epistaxis <b>EN 4.30</b> | Corneal blindness, Keratoplasty, eye banking <b>(OP4.5, OP4.6, OP4.9)</b><br>Episcleritis, Scleritis <b>(OP5.1, OP5.2)</b><br><br>Intraocular inflammation <b>(OP6.1, OP6.2, OP6.4)</b><br>Systemic conditions that can present as uveitis <b>(OP6.3)</b> | Epidemiology(8) <b>(CM7.5, 7.8,7.2)</b><br><br><b>Practicals</b><br>Spotters<br>Communicable diseases (4) <b>( CM 8.1,8.3)</b> | Negative and Obscure Autopsy – Digital Autopsy – Virtual Autopsy – PM Artifacts. <b>FM 2.13/7.1</b><br>Negative and Obscure Autopsy – Digital Autopsy – Virtual Autopsy – PM Artifacts. <b>FM 2.17</b><br>Impotence and Sterility – Anatomy of Male and Female Genitalia – Virginity – Defloration – Legitimacy – MLI. <b>FM 3.17/3.18</b><br>Define & Discuss Impotence – Sterility – Frigidity – Sexual Dysfunctions. <b>FM 3.22</b><br>Discuss Sterilization – AI – Surrogacy. <b>FM 3.23</b><br>Abortion – Define, Describe, Classify – Duties of Doctor – Investigations of Death due to Abortion. <b>FM 3.28</b> |

  
**Dr. S. RAMALINGAM, M.D.,**  
 Dean  
 PSG Institute of Medical  
 Sciences & Research/PSG Hospitals  
 Coimbatore - 641 004.


**PSG INSTITUTE OF MEDICAL SCIENCES AND RESEARCH  
III MBBS PART I TIME TABLE**

|             |   |  |   |   |
|-------------|---|--|---|---|
|             |   |  |   | <p>PC &amp; PNDT Act – Child Abuse – Battered Baby Syndrome. <b>FM 3.21/3.29</b></p> <p>Disputed Paternity – Pseudocyesis – Legitimacy <b>FM 3.20/3.26</b></p> <p>Interpretation of PM Reports &amp; PM Certificate Writing (15 cases). <b>(DEMO) FM 1.9/14.5</b></p> <p>Discuss Pregnancy – Delivery – Precipitate Labour – Signs of Recent Delivery in Living and Dead – MLI <b>(SEMINAR/SGT). FM 3.19</b></p> <p>MTP Act – Methods of Contraception. <b>(SEMINAR/SGT). FM 3.27/3.24</b></p> <p>Estimate and discuss Age of Fetus by PM Examination. <b>(SEMINAR/SGT). FM 14.13</b></p> |
| Integration |   |  |   | Child abuse and Infanticide Pediatrics, Psychiatry  |
| MARCH       | <p>Nasal polyps <b>EN 4.25</b></p> <p>Acute and chronic sinusitis <b>EN 4.33</b></p> <p>Adenoids <b>EN 4.26</b></p> | <p>Investigations and management in uveitis <b>(OP6.8, OP6.9)</b></p> <p>Angle of the anterior chamber</p> | <p>Epidemiology(2) <b>(CM8.1,8.5)</b></p> <p>Epidemiology of communicable and non- communicable</p> | <p>Define, Describe &amp; Classify Sexual Offences – Section 375 &amp; 376 IPC. <b>FM 3.13</b></p> <p>Examination of victim of Sexual Assault – Prepare a Report – Collect, Preserve &amp; Dispatch</p>   |


**S. RAMALINGAM, M.D.,**  
 Dean  
 PSG Institute of Medical  
 Sciences & Research/PSG Hospitals  
 Coimbatore - 641 004.

**PSG INSTITUTE OF MEDICAL SCIENCES AND RESEARCH  
III MBBS PART I TIME TABLE**


|  |   |   |  |  |
|--|---|---|--|--|
|  | <p>Acute and chronic tonsillitis <b>EN 4.39</b></p> | <p>and its clinical correlates (<b>OP6.5</b>)<br/>Shallow and deep AC (<b>OP6.7</b>)<br/>Investigations and management in shallow and deep AC (<b>OP6.7, OP6.9</b>)</p> | <p>diseases(6) (<b>CM8.1, CM8.3</b>)</p> <p><b>Practicals</b><br/>(For OSPE )<br/>Communicable diseases (4) (<b>CM8.1,8.3</b>)</p> | <p>Trace Evidences. <b>FM 3.14/3.15/3.32/3.33/14.6/14.7/14.8/14.14/14.15/14.21</b><br/>Examination of Accused of Sexual Assault – Prepare a Report – Collect, Preserve &amp; Dispatch Trace Evidences.<br/>Define, Describe &amp; Classify Unnatural Sexual Offences. <b>FM 3.16/3.17</b><br/>Trace Evidences – Body Fluids. <b>FM 6.1/6.2/ 6.3</b><br/>Define, Describe Infanticide, Feticide, Still birth &amp; Precipitate Labour. <b>FM 2.27</b><br/>Define, Describe &amp; Classify Asphyxial Deaths. <b>FM 2.20</b><br/>Define, Describe, Classify Hanging &amp; Strangulation – PM Findings. <b>FM 2.21</b><br/>Define, Describe &amp; Classify Death due to Drowning. <b>FM 2.23</b><br/>Describe Traumatic Asphyxia, Suffocation &amp; other Asphyxial Deaths. <b>FM 2.22</b><br/>Examination of victim of Sexual Assault – Prepare a Report – Collect, Preserve &amp; Dispatch</p> |
|--|---|---|--|--|

  
**DR. S. RAMALINGAM, M.D.,**  
 Dean  
 PSG Institute of Medical  
 Sciences & Research/PSG Hospitals  
 Coimbatore - 641 004.



## PSG INSTITUTE OF MEDICAL SCIENCES AND RESEARCH III MBBS PART I TIME TABLE

|                 |  |  |   |  |
|-----------------|--|--|---|--|
|                 |  |  |   | Trace Evidences.<br><b>(SEMINAR/SGT). FM</b><br><b>3.14/3.15/3.32/3.33/14.6/1</b><br><b>4.7/14.8/14.14/14.15/14.21</b><br>Examination & Certification of an<br>Accused&Victim in a case of<br>SA. <b>(SGT) FM 1.9</b><br>Describe & Discuss IUD, Live<br>Birth, Viability, SIDS,<br>Manchausen's Syndrome by<br>proxy – Describe Ossification<br>centres. <b>(SEMINAR/SGT). FM</b><br><b>2.27/2.28</b><br>Asphyxial Deaths - Interpretation<br>of Photographs & PM Reports.<br><b>(SEMINAR/SGT).</b> |
| Integrati<br>on |  |  |   | Sexual Offences<br>OG, Psychiatry  |
| APRIL           | JNA <b>EN 4.32</b><br>Acute and chronic<br>laryngitis <b>EN 4.33</b><br>Benign lesions of<br>vocal cord <b>EN 4.44</b> | Surgical anatomy<br>and the metabolism<br>of the lens, Aetio-<br>pathogenesis<br><b>(OP7.1, OP7.2)</b><br><br>Cataract- stages of<br>maturation and<br>complications<br><b>(OP7.2)</b> | Epidemiology of<br>communicable and<br>non- communicable<br>diseases(8) <b>(CM8.1,</b><br><b>8.3 )</b><br><br><b>Practicals</b><br>(For OSPE )<br>Reproductive maternal<br>and child health (4) | Forensic Psychiatry - Define,<br>Describe, Classify Common<br>Psychiatric Illnesses. <b>FM5.1</b><br>Forensic Psychiatry - Define,<br>Describe, Classify Delusion,<br>Hallucinations, Illusion, Lucid<br>Interval. <b>FM5.2</b><br>Describe & Discuss Delirium<br>Tremens, Drug Dependence,<br>Drug Abuse. <b>FM 12.1/5.5</b>  |

  
**S. RAMALINGAM, M.D.,**  
 Dean  
 PSG Institute of Medical  
 Sciences & Research/PSG Hospitals  
 Coimbatore - 641 004.

**PSG INSTITUTE OF MEDICAL SCIENCES AND RESEARCH**  
**III MBBS PART I TIME TABLE**


|                 |   |  |  |   |
|-----------------|---|--|--|---|
|                 |   | Cataract surgery – types, steps and complications<br><b>(OP7.4)</b><br>Diseases of Vitreous<br>(University topic)  | <b>(CM 10.4,10.5,10.6)</b>   | True Insanity / Feigned Insanity – Civil & Criminal Responsibilities of a mentally Ill Person. <b>FM 12.1/5.5</b>   |
| Integrati<br>on |   |  | Acute Respiratory Infections in children<br><b>(CM 8.1)</b><br>Microbiology, ENT, Pediatrics<br>Contraceptive methods<br><b>(CM9.5,10.6)</b><br>OG   |   |
| MAY             | Vocal cord palsy<br><b>EN 4.45</b><br>Laryngeal carcinoma <b>EN 4.46</b><br>Neck abscess related to pharynx<br><b>EN 4.41</b><br>Ludwigs angina<br><b>EN 4.37</b> | Vascular occlusions of retina <b>(OP8.1)</b><br>Laser therapy in retinal diseases<br><b>(OP8.2)</b><br>Management of diseases of the retina <b>(OP8.4)</b><br>Diseases of optic nerve <b>(OP8.5)</b> | Epidemiology of communicable and non- communicable diseases(8)<br><b>(CM8.1, 8.2, 8.3 )</b><br><br><b>Practicals</b><br>(For OSPE )<br>Non communicable diseases (4)<br><b>(CM 8.2, 8.3)</b> | Toxicology – Introduction. <b>FM 8.1/8.2</b><br>Diagnosis of Poisoning in Living & Dead. <b>FM 8.3</b><br>Decontamination & Antidote Therapy. <b>FM 8.6/8.8</b><br>Decontamination, Supportive & Antidote Therapy – Corrosive Poisons.<br>Decontamination, Supportive & Antidote Therapy – Non-Metallic Poisons and metallic poisons. <b>FM 9.2/9.3</b> |

*[Handwritten signature]*

## PSG INSTITUTE OF MEDICAL SCIENCES AND RESEARCH

### III MBBS PART I TIME TABLE

|             |   |   |  |  |
|-------------|---|---|--|--|
|             |   |   |  | <p>General Principles &amp; Basic Methodologies in Treatment of Poisoning –Methanol, Ethanol <b>FM 9.4</b></p> <p>General Symptoms – Principles of Diagnosis &amp; Management of common Poisons.<br/><b>(CBD/SEMINAR/SGT) FM 8.6/8.8</b></p> <p>Examination of an individual &amp; Certification for Drunkenness. <b>FM 14.16/1.9</b></p>  |
| Integration |   | Retinopathy Medicine  |  |  |
| JUNE        | <p>Diseases of salivary glands <b>EN 4.36</b></p> <p>Diseases of oesophagus <b>EN 4.52</b></p> <p>Dysphagia <b>EN 4.38</b></p> <p>Tumours of maxilla <b>EN 4.35</b></p> | <p>Diseases of visual pathway <b>(OP8.5)</b></p> <p>Trauma - stabilisation, initial management <b>(OP9.5)</b></p> <p>Indication for referral in a patient with ocular injury <b>(OP9.5)</b></p> <p>Avoidable blindness, NPCB <b>(OP9.4)</b></p> | <p>Epidemiology of communicable and non- communicable diseases <b>(2)(CM 8.2,8.3 )</b></p> <p>Demography and vital statistics (6) <b>(CM7.3,8.7,9.1,9.3, 9.4,9.5, 9.6,9.7,10.6,10.7)</b></p> <p><b>Practicals</b><br/>(For OSPE )</p> <p>Bio medical waste</p> | <p>General Principles &amp; Basic Methodologies in Treatment of Poisoning – OPC, Organo-Chlorides, Pyrethroids, Paraquat.</p> <p>General Principles &amp; Basic Methodologies in Treatment of Poisoning –Aluminum Phosphide, Zinc Phosphide.</p> <p>General Principles &amp; Basic Methodologies in Treatment of Poisoning –Vegetable Irritants, Deleriants. <b>FM 14.17/IM21.2</b></p> <p><b>IM20.1/20.2/20.3/20.4/11.1</b></p> |

  
**P. RAMALINGAM, M.D.,**  
 Dean  
 PSG Institute of Medical  
 Sciences & Research/PSG Hospitals  
 Coimbatore - 641 004.


## PSG INSTITUTE OF MEDICAL SCIENCES AND RESEARCH III MBBS PART I TIME TABLE

|                 |  |  |   |  |
|-----------------|--|--|---|--|
|                 |  |  | <p>management (1)<br/><b>(14.1,14.2)</b><br/>Epidemiology (2)<br/><b>(CM7.5,7.7,9.7)</b><br/>Entomology(1)<br/><b>(CM 3,7,3.8 )</b></p> | <p>General Priciples &amp; Basic Methodologies in Treatment of Poisoning – Asphyxiants, Spinal Poisons.<br/>Technique of Clinical Examination in a suspected case of Poisoning &amp; Prepare a Medico Legal Report – Viscera Preservation. <b>FM 14.2/14.3/8.5/1.9.</b><br/>Medico-Legal Aspects of Suspected case of Poisoning &amp; Prepare a Medico-Legal Report. <b>IM 21.6</b><br/>General Priciples &amp; Basic Methodologies in Treatment of Poisoning – CNS Stimulants &amp; CNS Depressants<br/><b>(SEMINAR/SGT).</b></p> |
| Integrati<br>on |  | <p>Avoidable blindness<br/><b>(OP9.4)</b><br/>Community<br/>Medicine<br/>Pediatics</p> | <p>Hospital waste<br/>management (1)<br/><b>(CM14.1,14.2,14.3)</b><br/>Surgery, Microbiology</p>  |  |
| JULY            | <p>Tumours of<br/>nasopharynx<br/><b>EN 4.34</b><br/>Foreign bodies in</p> | <p>Drugs used in<br/>ocular disorders<br/><b>(PH 1.58)</b><br/>Ocular Tumors</p>       | <p>Health planning and<br/>management (4)<br/><b>(CM16.1,16.2,16.3,<br/>16.4,17.4)</b></p>  | <p>Poison Information Centre &amp;<br/>Medico-Legal Aspects of<br/>Poisoning <b>IM 21.1/21.7</b><br/>Suspected Suicidal</p>  |

  
**Dr. S. RAMALINGAM, M.D.,**  
 Dean  
 PSG Institute of Medical  
 Sciences & Research/PSG Hospitals  
 Coimbatore - 641 004.


**PSG INSTITUTE OF MEDICAL SCIENCES AND RESEARCH  
III MBBS PART I TIME TABLE**

|   |   |   |  |
|---|---|---|--|
| <p>ENT <b>EN 4.49</b><br/>Trauma to face and neck <b>EN 4.31</b><br/>REVISION</p> | <p>Systemic ophthalmology<br/>Recent advances</p> | <p>Health care of the community(4)<br/><b>(CM17.1,17.3, 17.5)</b><br/><b>Practicals</b><br/>(For OSPE )<br/>Nutrition,(2) <b>(CM 5.3)</b><br/>Health education (2)<br/><b>(CM4.1,CM4.2)</b></p> | <p>Ideation/Gesture. <b>IM 21.8/21.7</b><br/>Forensic Science Laboratory, Locard's Principle, Narco Analysis, Bedside tests, Analytical Toxicology, Maintenance of Records. <b>FM 8.7/8.9/8.10</b><br/>Forensic Science Laboratory, Locard's Principle, Narco Analysis, Bedside tests, Analytical Toxicology, Maintenance of Records. <b>FM 8.7/8.9/8.10</b><br/>General Principles &amp; Basic Methodologies in Treatment of Poisoning – Irrespirable Gases. <b>FM 9.6</b><br/>General Principles &amp; Basic Methodologies in Treatment of Poisoning – Drug Overdose – Antipyretics, Barbiturates, BZT, Analgesics. <b>FM 10.1</b><br/>Drug Abuse &amp; Dependence, Management of Abuse – Tobacco, Cannabis, Amphetamines, Cocaine, Designer Drugs <b>(SEMINAR/SGT). FM 12.1/14.7</b><br/>Collection, Preservation, Forwarding Evidence Materials in</p> |
|---|---|---|--|

  
**DR. S. RAMALINGAM, M.D.,**  
 Dean  
 PSG Institute of Medical  
 Sciences & Research/PSG Hospitals  
 Coimbatore - 641 004.

## PSG INSTITUTE OF MEDICAL SCIENCES AND RESEARCH III MBBS PART I TIME TABLE

|        |  |                            |  |   |
|--------|--|----------------------------|--|---|
|        |  |                            |  | suspected cases of Poisoning.<br><b>(SGT) FM 8.9</b><br>Record Dying Declaration. <b>FM 14.20</b>   |
| AUGUST |  | Medical Ethics<br>Revision | Genetics and Health<br>(1)<br>Essential Medicine(1)<br><b>(CM19.1,19.2,19.3)</b><br>International Health<br>(1) <b>(CM18.1,18.2)</b><br>Recent advances in<br>Community<br>Medicine(1)<br><b>(CM20.1,20.2,20.3,20.4)</b><br><b>Practicals</b><br>PublicHealth<br>Exercises(2) -<br>Environment nutrition,<br>non- communicable<br>diseases <b>(CM 3.2, CM 8.1,8.2)</b> | Forensic Pathology -<br>Interpretation and reporting of<br>Histo-pathological Slides of<br>Medicolegal importances <b>(SGT).</b><br><b>FM 14.19</b> |

  
**Dr. S. RAMALINGAM, M.D.,**  
 Dean  
 PSG Institute of Medical  
 Sciences & Research/PSG Hospitals  
 Coimbatore - 641 004.


# PSG INSTITUTE OF MEDICAL SCIENCES AND RESEARCH

## III MBBS PART I TIME TABLE

### Clinical postings (ENT, Ophthalmology, Community Medicine)

#### Clinics community medicine Block 1(4 weeks)

| Competency no:       | Description   |
|----------------------|---|
| CM11.2,<br>11.3,11.4 | Occupational health   |
| CM12.1,12.2,1<br>2.3 | Geriatric services  |
| CM10.5               | Reproductive maternal and child health  |
| CM15.1,15.2,1<br>5.3 | Mental health (Visits to foundry, old age home, Vaccination centre, Home for mentally ill)                                |
| CM8.6                | Epidemiology of communicable and non- communicable diseases (Training health workers in disease surveillance and control) |
| CM2.1,2.2,2.5        | Relationship of social and behavioral aspects to health and disease   |
| CM3.2,3.4,           | Environmental health problems   |
| CM17.2               | Health care of the community  |
| CM6.2,6.3            | Basic statistics and its applications<br>(community survey)   |


  
**RAMALINGAM, M.D.,**  
Dean  
PSG Institute of Medical  
Sciences & Research/PSG Hospitals  
Coimbatore - 641 004.

# PSG INSTITUTE OF MEDICAL SCIENCES AND RESEARCH

## III MBBS PART I TIME TABLE

### Block 2(4 weeks)

| Competency no:   | Description  |
|------------------|--|
| CM7.4,7.5,7.6    | Epidemiology   |
| CM9.2,9.3        | Demography   |
| CM10.1           | Reproductive Maternal and Child health<br>(exercises)                |
| CM8.1,8.2,8.3,   | Epidemiology of communicable and non- communicable diseases          |
| CM10.2,10.3,10.4 | Reproductive maternal and child health                               |
| CM5.2,5.3 ,5.6   | Nutrition  |
| CM2.1,2.2,2.3    | Relationship of social and behavioural aspects to health and disease |
| CM1.10           | Concept of Health and Disease (AETCOM)(Clinicosocial Case)           |
| CM7.7,8.4        | Epidemiology (Investigation of epidemic)                             |
| CM17.1, 17.3,    | Health care of the community,  |
| CM19.1,19.2      | Essential Medicines  |
| CM5.6            | Nutrition (Visit to PHC, Subcentre, ICDS )                           |

  
**DR. S. RAMALINGAM, M.D.,**  
Dean  
PSG Institute of Medical  
Sciences & Research/PSG Hospitals  
Coimbatore - 641 004.




# PSG INSTITUTE OF MEDICAL SCIENCES AND RESEARCH

## III MBBS PART I TIME TABLE


### Clinics ENT (2 WEEKS+4 WEEKS)

| Competency no: | Description  |
|----------------|--|
| EN 2.1         | Elicit, document and present appropriate history                           |
| EN 2.2         | Demonstrate use of headlamp  |
| EN 2.3         | Technique of examination of ear  |
| EN 2.4         | Demonstration of tuning fork tests   |
| EN 2.5         | Examination of nose and PNS  |
| EN 2.6         | Examination of throat  |
| EN 2.7         | Examination of neck  |
| EN 2.8         | Perform and interpret audiogram  |
| EN 2.9         | Interpret radiological investigation                                       |
| EN 2.10        | Use of common instruments in ENT   |
| EN 2.12        | Counsel and administer informed consent simulation                         |
| EN 2.13        | Identify and resuscitate ENT emergencies simulation                        |
| EN 2.14        | Demonstrate technique to instill topical ENT medications                   |
| EN 3.1         | Observe and describe indications and steps in performance of otomicroscope |
| EN 3.2         | Observe and describe indications and steps in Diagnostic Nasal Endoscopy   |

  
**RAMALINGAM, M.D.,**  
Dean  
PSG Institute of Medical  
Sciences & Research/PSG Hospitals  
Coimbatore - 641 004.

## PSG INSTITUTE OF MEDICAL SCIENCES AND RESEARCH III MBBS PART I TIME TABLE


|         |  |
|---------|--|
| EN 3.3  | Observe and describe indications and steps in laryngoscopy                             |
| EN 4.9  | Demonstrate technique for syringing wax  |
| EN 4.10 | Observe and describe indications , steps in myringotomy and myringoplasty              |
| EN 4.11 | Enumerate the indications and steps in mastoidecotmy                                   |
| EN 4.6  | Document history, demonstrate and describe principles of management in discharging ear |
| EN 4.50 | Observe and describe indications for steps involved in tracheostomy                    |
| EN 4.51 | Observe and describe tracheostomy care   |
| EN 4.38 | Elicit document history clinical features and management of dysphagia                  |
| EN 4.33 | Elicit document history clinical features and management of sinusitis                  |
| EN 4.49 | Elicit document history clinical features and management of foreign bodies in ENT      |

  
**Dr. S. RAMALINGAM, M.D.,**  
Dean  
PSG Institute of Medical  
Sciences & Research/PSG Hospitals  
Coimbatore - 641 004.

## PSG INSTITUTE OF MEDICAL SCIENCES AND RESEARCH III MBBS PART I TIME TABLE


### Ophthalmology Clinics (4+4 WEEKS)

| Comp No | Description  |
|---------|--|
| OP2.2   | Demonstrate the symptoms & signs of diseases of lids   |
| OP2.3   | Demonstrate bells phenomenon, assessment of entropion/ectropion, trichiatic                    |
| OP2.2   | cilia removal by epilation<br>Demonstrate the symptoms & signs of orbital diseases             |
| OP2.2   | Demonstrate the symptoms & signs of Dacryocystitis   |
| OP2.3   | Perform the regurgitation test of lacrimal sac, massage technique in congenital dacryocystitis |
| OP3.1   | History in a patient presenting with a "red eye"   |
| OP3.2   | Correct method of examination of a "red eye"   |
| OP3.8   | Correct technique of removal of foreign body Correct technique of instillation of              |
| OP3.9   | eye drops  |
| OP4.8   | Technique of removal of foreign body in the cornea   |
| OP4.10  | Counsel patients and family about eye donation   |
| OP7.3   | Demonstrate the correct technique of ocular examination in a patient with a                    |
| OP7.5   | cataract   |
| OP7.6   | To participate in the team for cataract surgery  |


  
**DR. S. RAMALINGAM, M.D.,**  
 Dean  
 PSG Institute of Medical  
 Sciences & Research/PSG Hospitals  
 Coimbatore - 641 004.

## PSG INSTITUTE OF MEDICAL SCIENCES AND RESEARCH III MBBS PART I TIME TABLE


|        |  |
|--------|--|
|        | Administer informed consent and counsel patients for cataract surgery  |
| OP6.6  | Demonstrate the clinical features and diagnose common clinical conditions affecting the AC                                 |
| OP6.10 | Counsel patients with conditions of the iris and Anterior Chamber  |
| OP7.3  | Demonstrate the correct technique of ocular examination in a patient with a cataract                                       |
| OP7.5  | To participate in the team for cataract surgery  |
| OP7.6  | Administer informed consent and counsel patients for cataract surgery  |
| OP8.3  | Demonstrate the correct technique of a fundus examination  |
| OP8.3  | Describe and distinguish the fundoscopic features in a normal condition and in conditions causing an abnormal retinal exam |

  
**DRS. RAMALINGAM, M.D.,**  
Dean  
PSG Institute of Medical  
Sciences & Research/PSG Hospitals  
Coimbatore - 641 004.

PSG INSTITUTE OF MEDICAL SCIENCES AND RESEARCH  
III MBBS PART I CLINICAL SUBJECTS W.E.F. OCTOBER 2021

**TIME TABLE – THEORY**

| Month   | OG LECTURE TOPIC   | MEDICINE  | SURGERY   | PAEDIATRICS  | ORTHOPEDECS   |
|---------|--|---|---|--|---|
| October | <p><b>Development of the fetus and the placenta &amp; Demographic and Vital Statistics</b><br/>Define and discuss birth rate, maternal mortality and morbidity . <b>OG1.1</b><br/>Define and discuss perinatal mortality and morbidity including perinatal and neonatal mortality and morbidity audit. <b>OG1.2</b><br/>Define and discuss still birth and IUD. <b>OG1.3</b><br/>Teratogenesis. <b>OG4.1</b></p> | <p>Nephrology<br/>Hematuria (1)<br/>Acute pyelonephritis/UTI (1)<br/>Renal stone diseases (1)<br/>Renovascular diseases (1)</p> | <p>Transplantation<br/><b>(SU13.1 &amp; 13.3)</b><br/>Urinary System<br/><b>(SU29.9)</b><br/>Penis, Testis &amp; Scrotum<br/><b>(SU30.2-30.4)</b></p> | <p>Growth and its related problems<br/><b>(PE 1.1 to 1.3 ,2.1,2.4)</b><br/>Development and its related problems <b>(PM 1.5,1.6,3.1,3.2, 3.5-3.8,30.10-30.11)</b><br/>Learning and behavioural disorders<br/><b>(PM4.1-4.6,5.1-5.11)</b><br/>Adolescent health <b>(PE 6.1-6.7,6.10,6.12-6.13)</b></p> | <p>History of orthopaedics<br/>Terminology in orthopaedics<br/>Basic principles of fracture management and implants</p> |

  
**Dr. S. KAMALINGAM, M.D.,**  
 Dean  
 PSG Institute of Medical  
 Sciences & Research/PSG Hospitals  
 Coimbatore - 641 004.


PSG INSTITUTE OF MEDICAL SCIENCES AND RESEARCH  
III MBBS PART I CLINICAL SUBJECTS W.E.F. OCTOBER 2021

|          |   |   |                                    |   |  |
|----------|---|---|------------------------------------|---|--|
| November | <p><b>Complications in early pregnancy</b><br/>Classify, define and discuss the aetiology and management of recurrent pregnancy loss.<br/><b>OG9.1</b><br/><b>Antenatal Care</b><br/>Enumerate the indications and describe the investigations including the use of ultrasound in the initial assessment and monitoring in pregnancy.<br/><b>OG8.8</b><br/><b>Antepartum haemorrhage</b><br/>Define, classify and describe the aetiology, pathogenesis, clinical features, ultrasonography, differential diagnosis and management of antepartum haemorrhage in pregnancy - Placenta previa.<br/><b>OG10.1</b><br/>Define, classify and describe the aetiology, pathogenesis, clinical features, ultrasonography, differential diagnosis and management of antepartum haemorrhage in pregnancy – Abruptio.<br/><b>OG10.1</b></p> | <p>Environmental and nutritional disorders</p> <p>Vitamin Deficiencies <b>(IM23.3)</b><br/>-Nutritional assessment and deficiencies <b>(IM23.1)</b> <b>(IM23.2)</b><br/>Micro nutrient deficiencies<br/>Heat stroke/hyperpyrexia/ Hypothermia</p> | <p>Trauma <b>(SU17.4-17.9)</b></p> | <p>Breast feeding and complementary feeding <b>(PE 7.1 to 7.4,7.6, 8.1 to 8.3)</b><br/>Normal nutrition, assessment and obesity <b>(PE 9.1-9.3,11.1-11.2)</b><br/>Common nutritional problems(SAM) <b>(PE 10.1 to 10.2,10.6)</b><br/>Micronutrient in health and disease-<b>(PE 112.2 to 12.16.12.19,12.20)</b></p> | <p>Fracture healing sequel</p> <p>Fracture clavicle, fracture humerus <b>(OR 2.1,2.2,2.4)</b></p> <p>Fracture supracondylar humerus, volkmanns ischaemic contracture, fracture both bone forearm, Galeazzi, monteggia, fracture distal end of radius <b>(OR 2.5,2.6)</b></p> |
|----------|---|---|------------------------------------|---|--|

**Dr. S. RAMALINGAM, M.D.,**  
Dean  
PSG Institute of Medical  
Sciences & Research/PSG Hospitals  
Coimbatore - 641 004.

PSG INSTITUTE OF MEDICAL SCIENCES AND RESEARCH  
III MBBS PART I CLINICAL SUBJECTS W.E.F. OCTOBER 2021


|          |  |  |   |  |   |
|----------|--|--|---|--|---|
| December | <p>Enumerate the indications and describe the appropriate use of blood and blood products, their complications and management. <b>OG10.2</b></p> <p>Describe the etiopathology, clinical features; diagnosis and investigations, complications, principles of management of multiple pregnancies. <b>OG11.1</b></p> <p><b>Medical termination of pregnancy</b></p> <p>Enumerate the indications and describe and discuss the legal aspects, indications, methods for first and second trimester MTP. <b>OG20.1</b></p> | <p>Electrolyte abnormalities</p> <p>Hypocalcemia/hypercalcemia (1) <b>(IM22.1,IM22.3)</b></p> <p>Hyponatremia/Hypernatremia (1) <b>(IM22.5, IM22.6)</b></p> <p>Hypokalemia/Hyperkalemia (1) <b>(IM22.7-, 22.8)</b></p> | <p>Pre intra and post op management <b>(SU10.2-10.4)</b></p> <p>Investigation of surgical patient <b>(SU 9.2,9.3)</b></p> | <p>Micronutrient in health and disease (minerals and trace elements) <b>(PE 13.1,13.2,13.6 to 13.14)</b></p> <p>Fluid and electrolyte balance <b>(PE 15.1,15.2)</b></p> <p>IMNCI, NHM, RCH <b>(PE 16.1,17.1,18.1, 18.2)</b>(Integration SPM)</p> <p>Immunisation <b>(PE 19.1 to 19.5,19.8,19.9. 19.16,26.12)</b></p> | <p>Degenerative disorders <b>(OR 6.1)</b></p> <p>Soft tissue injuries <b>(OR 1.3)</b></p> |
|----------|--|--|---|--|---|



**Dr. S. RAMALINGAM, M.D.,**  
Dean  
PSG Institute of Medical  
Sciences & Research/PSG Hospitals  
Coimbatore - 641 004.

PSG INSTITUTE OF MEDICAL SCIENCES AND RESEARCH  
III MBBS PART I CLINICAL SUBJECTS W.E.F. OCTOBER 2021


|         |  |  |   |   |   |
|---------|--|--|---|---|---|
| January | <p>Complications &amp; Management of complications of Medical Termination of Pregnancy. <b>OG20.1</b></p> <p>Discuss Pre-conception and Pre Natal Diagnostic Techniques (PC&amp; PNDT) Act 1994 &amp; its amendments. <b>OG20.3</b></p> <p><b>Contraception</b></p> <p>Introduction to contraception, natural family planning and barrier methods. <b>OG21.1</b></p> | <p>Endocrinology</p> <p>Hypoparathyroidism (1)</p> <p>Hyperparathyroidism(1) (<b>IM22.1, IM22.2</b>)</p> <p>Cushings syndrome (1)</p> <p>Adrenal insufficiency (1)</p> | <p>Parathyroid (<b>SU 22.5</b>)</p> <p>Adrenal(<b>S U23.1-23.3</b>)</p> <p>Trauma(<b>SU 17.2, 17.3, 17.4</b>)</p> | <p>Care of normal newborn (<b>PE 20.1, 20.2, 20.10, 20.12</b>)</p> <p>Respiratory distress in newborn (<b>PE 20.8</b>)</p> <p>Birth injuries and congenital anomalies (<b>PE 20.9,20.20</b>)</p> <p>Preterm/ Management of LBW babies (<b>PE 20.11</b>)</p> | <p>Metabolic disorders of bone (<b>OR7.1</b>)</p> <p>Bone and joint infections (<b>OR3.1</b>)</p> |
|---------|--|--|---|---|---|

  
**Dr. S. RAMALINGAM, M.D.,**  
 Dean  
 PSG Institute of Medical  
 Sciences & Research/PSG Hospitals  
 Coimbatore - 641 004.




PSG INSTITUTE OF MEDICAL SCIENCES AND RESEARCH  
III MBBS PART I CLINICAL SUBJECTS W.E.F. OCTOBER 2021

|          |  |   |   |  |   |
|----------|--|---|---|--|---|
| February | <p>IUCDs. <b>OG21.1</b><br/>Hormonal contraception .<br/><b>OG21.1</b><br/>Sterilisation (Male &amp; female).<br/><b>OG21.1</b><br/>Describe &amp; discuss PPIUCD programme. <b>OG21.2</b></p> | <p>Poisoning/Envenomation</p> <p>Poisoning – approach, OPC, rat killer, yellow cow dung, oleander - poisoning (2)<br/><b>(IM21.1-IM21.4)</b></p> <p>Envenomation – snake bite, wasp sting, scorpion sting (2)<br/><b>(IM20.1,IM20.3, IM20.6 – IM20.9)</b></p> | <p>Breast (SU 25.1-25.2)<br/>CT General Surgery<br/><b>(SU 26.3-26.4)</b></p> | <p>Thermo regulation and hypothermia<br/><b>(PE 20.12, 27.24, 27.25,27.26)</b><br/>Toxicology/<br/>Poisoning <b>(PE 14.1 to 14.5,27.8)</b><br/>Emergencies in paediatrics – triage, respiratory distress, shock, unconscious child<br/><b>(PE 27.1 to 27.5, 27.7,27.9,27.11 to 27.13)</b><br/>child abuse <b>(PE 27.29 )</b></p> | <p>Bone and joint infections <b>(OR 3.1)</b></p> <p>Bone tumors <b>(OR10.1)</b></p> |
|----------|--|---|---|--|---|

  
**Dr. S. RAMALINGAM, M.D.,**  
 Dean  
 PSG Institute of Medical  
 Sciences & Research/PSG Hospitals  
 Coimbatore - 641 004.


PSG INSTITUTE OF MEDICAL SCIENCES AND RESEARCH  
III MBBS PART I CLINICAL SUBJECTS W.E.F. OCTOBER 2021

|       |   |   |   |  |   |
|-------|---|---|---|--|---|
| March | <p><b>Abnormal uterine bleeding</b><br/>Define, classify and discuss abnormal uterine bleeding, its aetiology, clinical features, investigations, diagnosis.<br/><b>OG24.1</b><br/>Management of abnormal uterine bleeding. <b>OG24.1</b><br/>Describe and discuss the etiopathogenesis, clinical features; investigation and implications on health and fertility and management of endometriosis and adenomyosis. <b>OG26.1</b></p> <p><b>Infertility</b><br/>Enumerate the assessment and restoration of tubal latency, Describe the principles of ovulation induction.<br/><b>OG28.2,OG28.3</b></p> | <p>Hematology</p> <p>Acute leukemia (1)<br/>Chronic leukemia (1)<br/>Lymphoma(1)<br/>Aplastic anemia-(1)-<br/><b>(IM9.11,IM9.17,IM9.21)</b></p> | <p>Vascular Diseases<br/><b>(SU27.1,2 7.3 &amp; SU27.4)</b></p> | <p>Thrombocytopenia, haemophilia<br/><b>(PE 29.6-29.7)</b></p> | <p>Paediatric hip disorders</p> <p>Exercise therapy</p> <p>Arthroplasty-pitfalls and pearls</p> |
|-------|---|---|---|--|---|

  
**Dr. S. RAMALINGAM, M.D.,**  
 Dean  
 PSG Institute of Medical  
 Sciences & Research/PSG Hospitals  
 Coimbatore - 641 004.


PSG INSTITUTE OF MEDICAL SCIENCES AND RESEARCH  
III MBBS PART I CLINICAL SUBJECTS W.E.F. OCTOBER 2021

|       |  |  |   |  |
|-------|--|--|---|--|
| April | <p><b>Uterine fibroids</b><br/>Describe and discuss the etiology; pathology; clinical features; differential diagnosis; investigations of fibroid uterus. <b>OG29.1</b><br/>Principles of management, complications of fibroid uterus. <b>OG29.1</b><br/><b>Benign and malignant diseases of the uterus and the ovaries</b><br/>Describe and discuss aetiology, pathology, staging clinical features, differential diagnosis, investigations, staging laparotomy and principles of management of endometrial cancer. <b>OG34.1</b><br/>Describe and discuss the etiology, pathology, classification, clinical features, differential diagnosis, investigations, principal of management of benign ovarian tumours. <b>OG34.2</b></p> | <p>Gastrointestinal System<br/>Drug induced hepatitis (1) <b>(IM5.7)</b><br/>Autoimmune hepatitis (1)<br/>NAFLD (1)<br/>Peptic ulcer disease (1)</p> | <p>Skin and Subcutaneous tissues <b>(SU18.2)</b><br/>Developmental anomalies of face mouth and jaws <b>(SU19.1 &amp; 19.2)</b><br/>Oral Pharyngeal Cancers <b>(SU20.1 &amp; 20.2)</b><br/>Anaesthesia and pain management <b>(SU11.3)</b></p> |  |
|-------|--|--|---|--|

  
**D. S. RAMALINGAM, M.D.,**  
 Dean  
 PSG Institute of Medical  
 Sciences & Research/PSG Hospitals  
 Coimbatore - 641 004.


PSG INSTITUTE OF MEDICAL SCIENCES AND RESEARCH  
III MBBS PART I CLINICAL SUBJECTS W.E.F. OCTOBER 2021

|     |  |  |   |  |  |
|-----|--|--|---|--|--|
| May | <p>Describe and discuss the etiology, pathology, classification, staging, clinical features, differential diagnosis, investigations and management of gestational trophoblastic neoplasms (V Mole). <b>OG9.4</b></p> <p>Describe and discuss the etiology, pathology, classification, staging, clinical features, differential diagnosis, investigations and management of other gestational trophoblastic disease. <b>OG34.3</b></p> <p>Describe puerperal complications, diagnosis and management. <b>OG19.1</b></p> | <p>Gastrointestinal System<br/>Malabsorption (Celiac disease, tropical sprue, whipples disease) (1) <b>(IM16.3, 16.12)</b></p> <p>Chronic diarrhea(1) <b>(IM16.3, 16.12)</b></p> <p>Pancreatitis (1) <b>(IM16.3, 16.12)</b></p> <p>Cholecystitis/chol angitis,<br/>Gallstones (1) <b>(IM5.8)</b></p> | <p>Abdomen<br/><b>(SU 28.1 &amp; 28.16)</b></p> <p>Minimally Invasive General Surgery <b>(SU16.1)</b></p> |  |  |
|-----|--|--|---|--|--|

  
**S. RAMALINGAM, M.D.,**  
 Dean  
 PSG Institute of Medical  
 Sciences & Research/PSG Hospitals  
 Coimbatore - 641 004.


PSG INSTITUTE OF MEDICAL SCIENCES AND RESEARCH  
III MBBS PART I CLINICAL SUBJECTS W.E.F. OCTOBER 2021

|      |   |  |  |  |  |
|------|---|--|--|--|--|
| June | <p>Describe and discuss the clinical features, diagnosis and management of mastitis and breast abscess. <b>OG17.3</b></p> <p>Enumerate the causes of delayed puberty &amp; precocious puberty. Describe the investigation and management of common causes. <b>OG23.2, OG23.3</b></p> <p>Indications, types &amp; management of Caesarean section. <b>OG14.4</b></p> <p>Describe and discuss the etiology, pathology, clinical features, differential diagnosis, investigations, management and long term implications of Pelvic Inflammatory Disease. <b>OG27.4</b></p> | <p>Cardiovascular System</p> <p>Corpulmonale (1)</p> <p>Myocardium – Inflammatory and hypertrophy (1) <b>(IM1.1)</b></p> <p>Pericardium (1)</p> <p>ECG (1) <b>(IM1.18)</b></p> | <p>Shock <b>(SU 2.1, SU 2.2)</b></p> <p>Burns <b>(SU4.3)</b></p> <p>Biohazard Disposal <b>(SU15.1)</b></p> |  |  |
| July | <p>Pre-operative assessment &amp; postop complications. <b>OG34.4</b></p> <p>Laparoscopy &amp; hysteroscopy. <b>OG38.1, OG38.2</b></p>  | <p>Cardiovascular System</p> <p>ECHO (1)</p> <p>Arrhythmia (1) <b>(IM1.8)</b></p> <p>Infective endocarditis (1) <b>(IM1.3)</b></p> <p>Diseases of aorta (1)</p>                | <p>Basic surgical skills <b>(SU 14.1 – SU14.4)</b></p>   |  |  |

  
**Dr. S. RAMALINGAM, M.D.,**  
 Dean  
 PSG Institute of Medical  
 Sciences & Research/PSG Hospitals  
 Coimbatore - 641 004.

PSG INSTITUTE OF MEDICAL SCIENCES AND RESEARCH  
III MBBS PART I CLINICAL SUBJECTS W.E.F. OCTOBER 2021

|        |  |  |  |  |
|--------|--|--|--|--|
| AUGUST |  | Central Nervous System<br>Brain tumors (1)<br>Myasthenia gravis (1)<br>Muscle disorder (1)<br>Multiple sclerosis (1) |  |  |
|--------|--|--|--|--|



**Dr. S. RAMALINGAM, M.D.,**  
Dean  
PSG Institute of Medical  
Sciences & Research/PSG Hospitals  
Coimbatore - 641 004.

PSG INSTITUTE OF MEDICAL SCIENCES AND RESEARCH  
III MBBS PART I CLINICAL SUBJECTS W.E.F. OCTOBER 2021

**CLINICAL POSTINGS**

**Clinics general surgery** (6 weeks)

(Block 1 Posting: 2 weeks, Block 2 Posting: 4 weeks)

| Competency No          | Description                                  |
|------------------------|--|
| SU13.4                 | Counsel on organ donation (simulated)        |
| SU17.5                 | Neuro assessment - head injuries (simulated) |
| SU18.2                 | Skin tumors                                  |
| SU18.3                 | Clinical examination of swelling             |
| SU20.1, SU20.2         | Oropharyngeal cancer                         |
| SU21.1                 | Salivary glands                              |
| SU22.1, SU22.2, SU22.3 | Thyroid swellings                            |
| SU25.3                 | Benign and malignant tumours of breast       |
| SU27.1, SU27.2         | Occlusive arterial disease.                  |
| SU27.6                 | DVT and Varicose veins                       |
| SU27.8                 | Lymphatic system                             |
| SU28.2                 | Hernias.                                     |
| SU28.4, SU29.6         | Retroperitoneal tumors / Renal tumours       |
| SU28.9                 | Stomach                                      |
| SU28.10                | Liver  |
| SU28.12                | Biliary system                               |
| SU28.14                | Small and large intestine                    |
| SU30.1                 | Carcinoma penis.                             |
| SU30.5                 | Hydrocoele                                   |

  
**DR. S. RAMALINGAM, M.D.,**  
Dean  
PSG Institute of Medical  
Sciences & Research/PSG Hospitals  
Coimbatore - 641 004.


PSG INSTITUTE OF MEDICAL SCIENCES AND RESEARCH  
III MBBS PART I CLINICAL SUBJECTS W.E.F. OCTOBER 2021

**Clinics pediatrics (2 weeks)**

Overview:

- History taking and examination of CVS, RS , ABDOMEN & CNS
- IMNCI


| Competency No             | Description   |
|---------------------------|---|
| PE 1.7                    | Development interpretation  |
| PE 2.2                    | Assessment of child;FTT-History,examination   |
| PE 2.5                    | Assessment of child;short stature H&E   |
| PE 3.3                    | Development delay assessment-H&E  |
| PE 3.7                    | Visit a child development clinic (3.7)  |
| PE 6.9,6.8                | Adolescent health checkup-SMR,growth,systemic exam.,respecting privacy and confidentiality (AETCOM)                                     |
| PE 6.11                   | visit to adolescent clinic  |
| PE 7.8,18.8               | Educate mothers on AN breastcare and lactation(AETCOM) Counsel care givers(AETCOM) rural health centre observe programme implementation |
| PE 8.5,10.4               | Complementary feeding counseling and education<br>IMNCI-nutritional aspect  |
| PE 12.4,12.5, 12.9, 12.18 | Vitamin A ,management, prophylaxis<br>VIT D, VIT B  |
| PE 13.3, 13.9             | Clinical features of iron deficiency,<br>Iodine deficiency  |
| PE 16.3,16.2              | IMNCI <2 months,2 months to 5 yrs   |
| PE 19.13,19.14            | administration of vaccine in mannequin, practice IC measures  |

  
**DR. S. RAMALINGAM, M.D.,**  
 Dean  
 PSG Institute of Medical  
 Sciences & Research/PSG Hospitals  
 Coimbatore - 641 004.



PSG INSTITUTE OF MEDICAL SCIENCES AND RESEARCH  
III MBBS PART I CLINICAL SUBJECTS W.E.F. OCTOBER 2021

|   |   |
|---|---|
| PE 21.8, 21.9                             | Genitourinary tract history- markers of kidney disease                    |
| PE 23.7, 23.8, 23.10                      | Cardiac history and symptom analysis, external markers<br>CVS examination |
| PE 24.9, 24.10,<br>24.11                  | Diarrheal diseases, history, assessment dehydration IMNCI guideline       |
| PE 26.5, 26.6                             | GI and Liver History/ Examination and symptom analysis                    |
| PE 27.1                                   | O2 administration   |
| PE 28.9, 28.18<br>28.19, ,31.6,           | RS History<br>LRI history, examination<br>Asthma-history,examination      |
| PE 29.10,29.11,                           | Haematology-history,examination,  |
| PE<br>30.17,30.18,30.19                   | CNS – History,examination and symptom analysis                            |
| PE<br>32.2,32.3,32.12,32.<br>13,32.7,32.8 | Downs syndrome,karyotyping,,turners and klienfelters                      |




Dr. S. RAMALINGAM, M.D.,  
Dean  
PSG Institute of Medical  
Sciences & Research/PSG Hospitals  
Coimbatore - 641 004.

PSG INSTITUTE OF MEDICAL SCIENCES AND RESEARCH  
III MBBS PART I CLINICAL SUBJECTS W.E.F. OCTOBER 2021

**Clinics General Medicine** (4 + 4 weeks)

| Competency No                        | Description                 |
|--------------------------------------|-----------------------------|
| IM1.11,IM1.15                        | Heart failure               |
| IM2.7                                | Myocardial infarction / IHD |
| IM3.5                                | Pneumonia                   |
| IM4.9,IM4.11<br>IM4.13,IM4.14,IM4.15 | Fever and febrile illness   |
| IM5.11                               | Liver disease               |
| IM6.7                                | HIV                         |
| IM11.7, IM11.8                       | Diabetes Mellitus           |
| IM15.5                               | GI bleeding                 |
| IM16.5, IM16.7, IM16.8               | Diarrhoeal disease          |
| IM17.2, IM17.4                       | Head ache                   |
| IM18.3                               | Cerebrovascular accident    |
| IM19.3                               | Movement disorders          |
| IM20.4. IM20.5                       | Envenomation                |



Dr. S. RAMALINGAM, M.D.,  
Dean  
PSG Institute of Medical  
Sciences & Research/PSG Hospitals  
Coimbatore - 641 004.

**PSG INSTITUTE OF MEDICAL SCIENCES AND RESEARCH**  
**III MBBS PART I CLINICAL SUBJECTS W.E.F. OCTOBER 2021**

**CLINICS OG** (4 weeks)

| <b>Competency No</b>                                   | <b>Description</b>   |
|--|--|
| OG8.8, 12.2,<br>12.1, 11.1<br>14.4, 15.1               | History, clinical examination & investigations in obs.<br>Anemia - History, clinical examination & investigations in obs.<br>PIH - History, clinical examination & investigations in obs.<br>Multiple preg- History, clinical examination & investigations in obs.<br>Breech- History, clinical examination & investigations in obs.<br>Prev LSCS- History, clinical examination & investigations in obs.                                      |
| OG 35.1,<br>24.1,31.1,<br>29.1,22.1,22.2,<br>34.2,29.1 | History, Clinical examination & investigations in gyn.<br>AUB- History, Clinical examination & investigations in gyn.<br>Prolapse- History, Clinical examination & investigations in gyn.<br>Fibroid- History, Clinical examination & investigations in gyn.<br>Leucorrhoea- History, Clinical examination & investigations in gyn.<br>Mass PA- History, Clinical examination & investigations in gyn.   |
| OG 12.3,<br>12.4,14.4<br>12.8,10.1                     | GDM-History, clinical examination & investigations in obs.<br>Heart disease in preg - History, clinical examination & investigations in obs. CPD - History, clinical examination & investigations in obs.<br>Rh negative - History, clinical examination & investigations in obs.<br>APH - Placenta previa - History, clinical examination & investigations in obs.<br>APH - Abruptio - History, clinical examination & investigations in obs. |


  
**DR. RAMALINGAM, M.D.,**  
 Dean  
 PSG Institute of Medical  
 Sciences & Research/PSG Hospitals  
 Coimbatore - 641 004.

PSG INSTITUTE OF MEDICAL SCIENCES AND RESEARCH  
III MBBS PART I CLINICAL SUBJECTS W.E.F. OCTOBER 2021

|   |   |
|---|---|
| OG25.1,<br>28.1,32.2,<br>33.1,34.1,<br>34.2 | Amenorrhoea - History, Clinical examination & investigations in gyn.<br>Infertility - History, Clinical examination & investigations in gyn.<br>Postmenopausal bleeding - History, Clinical examination & investigations in gyn.<br>Ca cx -History, Clinical examination & investigations in gyn.<br>Endometrial ca - History, Clinical examination & investigations in gyn.<br>Ovarian ca History, Clinical examination & investigations in gyn. |
|---|---|

**CLINICS ORTHOPAEDICS** (4 Weeks)

|                  |  |
|------------------|--|
| OR 1.1-<br>2.16  | <ul style="list-style-type: none"><li>❖ General history taking in orthopaedics</li><li>❖ History taking of trauma and its sequel</li><li>❖ History taking of individual joints</li></ul>   |
| OR 11.1          | <ul style="list-style-type: none"><li>❖ Examination and discussion of knee joint</li><li>❖ Examination and discussion of wrist joint</li></ul>   |
| OR 13.1-<br>13.2 | <ul style="list-style-type: none"><li>❖ Ward rounds – splints/trolley/random discussion</li><li>❖ Operation theatre introduction/orientation</li><li>❖ Observation of minor procedures in ward/out patient department</li><li>❖ Imaging in orthopaedics</li><li>❖ Implants in orthopaedics</li><li>❖ Examination of radial/ common peroneal nerve injury</li><li>❖ EMD patient receiving/stabilizing/management.</li></ul> |




Dr. S. RAMALINGAM, M.D.,  
Dean  
PSG Institute of Medical  
Sciences & Research/PSG Hospitals  
Coimbatore - 641 004.

PSG INSTITUTE OF MEDICAL SCIENCES AND RESEARCH  
III MBBS PART I CLINICAL SUBJECTS W.E.F. OCTOBER 2021

**CLINICS DERMATOLOGY** (2 weeks)

| Competency Number          | Description               |
|----------------------------|---------------------------|
| DR 1.2                     | Acne                      |
| DR 2.1                     | Vitiligo                  |
| DR 3.1, 3.2, 4.1           | Papulosquamous Disorder   |
| DR 5.2, 6.2                | Scabies & Pediculosis     |
| DR 7.2                     | Fungal Infections         |
| Dr 8.2, 8.3, 8.4, 8.5, 8.6 | Viral Infections          |
| DR 9.2, 9.3                | Leprosy                   |
| DR 10.1, 10.2, 10.5, 10.6  | STD                       |
| DR 11.2                    | HIV                       |
| DR 12.2, 12.5, 12.6, 12.7  | Eczema                    |
| DR 13.1, 13.2, 13.3        | Vesiculo Bullous Lesions  |
| DR 14.1, 14.2, 14.3, 14.6  | Urticaria, Angioedema,    |
| DR 15.2, 15.4              | Pyoderma                  |
| DR 16.1, 16.2              | Collagen Vascular Disease |

  
Dr. S. RAMALINGAM, M.D.,  
Dean  
PSG Institute of Medical  
Sciences & Research/PSG Hospitals  
Coimbatore - 641 004.